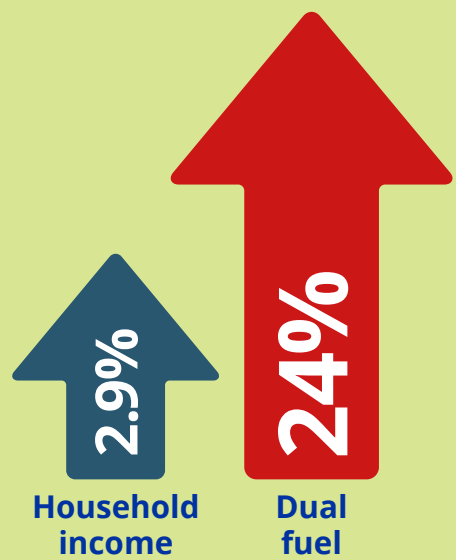
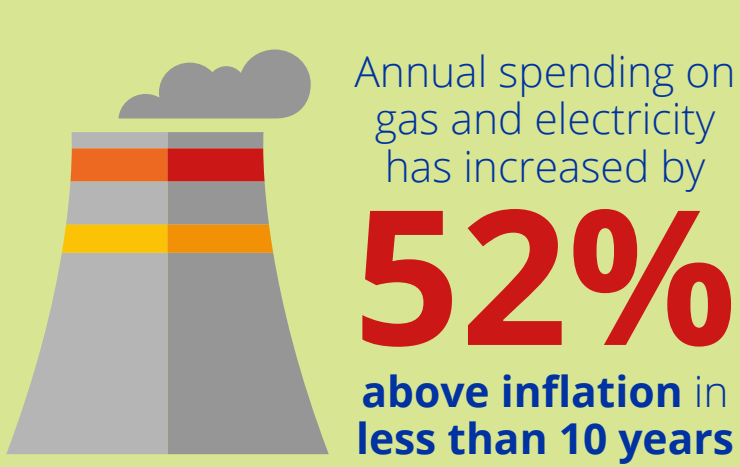


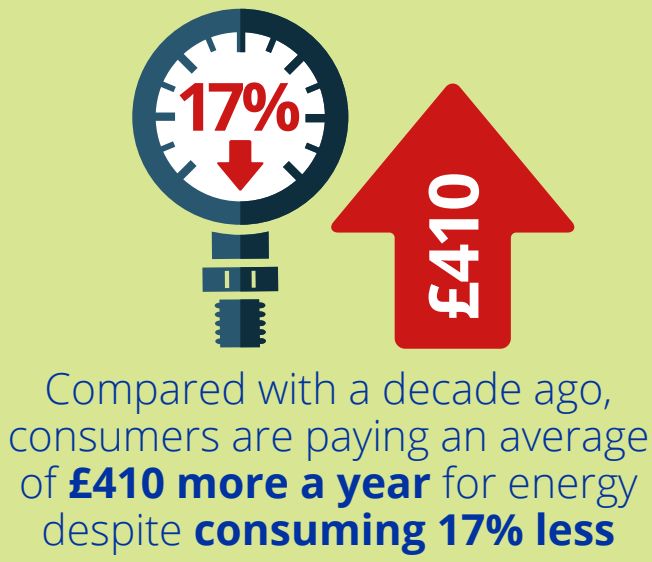
# UK Energy in 2014: The Year in Figures

Home energy consumption has fallen, but UK households are still paying a great deal more for their energy. We round up the key energy statistics of 2014 and highlight the trends.

## Energy Bills Are Rising



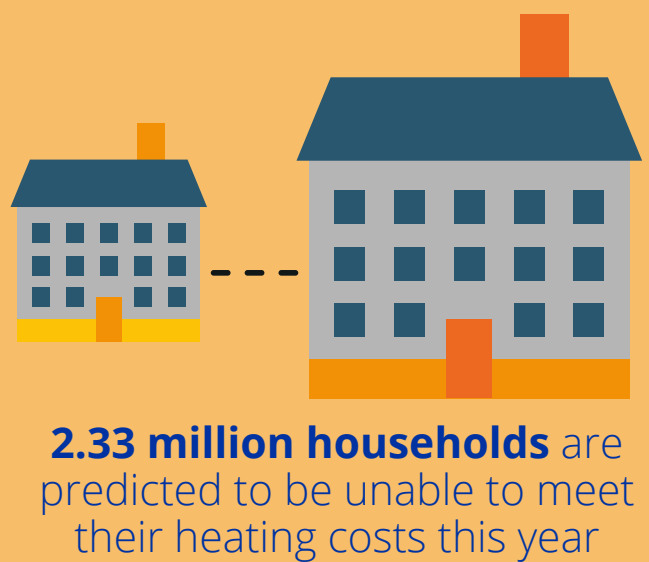
Energy bills are rising at a **faster rate than household income**  
(August 2009 - August 2013)



## Fuel Poverty is Increasing



Fuel poverty affects **41%** of the lowest income families

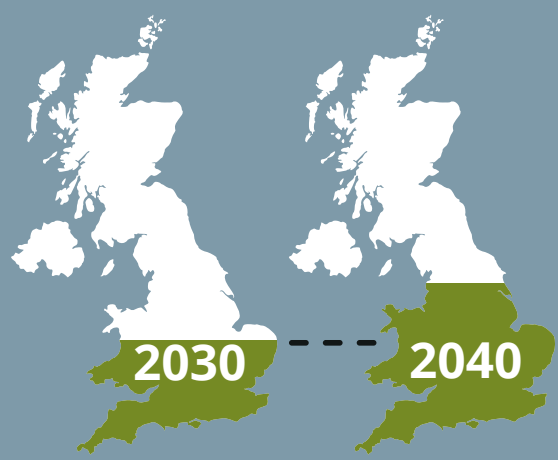


## Community Heating Could Be the Answer


There are around **2000 community heating schemes** across the UK currently, heating approximately **210,000 dwellings** and **1700 commercial and public buildings**



That equates to **less than 2%** of the UK's heat demand



The government has set targets to increase UK community heating to **20% by 2030** and **40% by 2050**



Find out how to fight back against fuel poverty and rising energy costs.

Download your free eGuide now:



Why Choose a Community Heating Scheme?

Download Now